

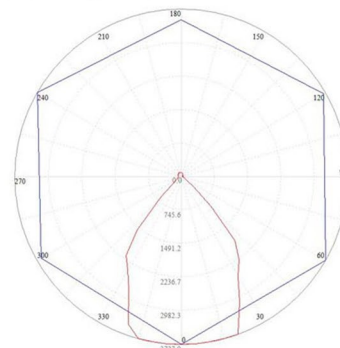
Advantages:

- Die cast aluminum housing
- Toughed tempered glass
- Tool-less entry, Easy installation
- Mount Method: Ceiling mounted, wall mounted, Hanging etc.
- Luminaire secured with two mounting bolts standard
- Power Factor: > 0.9 at full load
- Total Harmonic Distortion: < 20% at full load
- Integral 10kV surge suppression protection standard


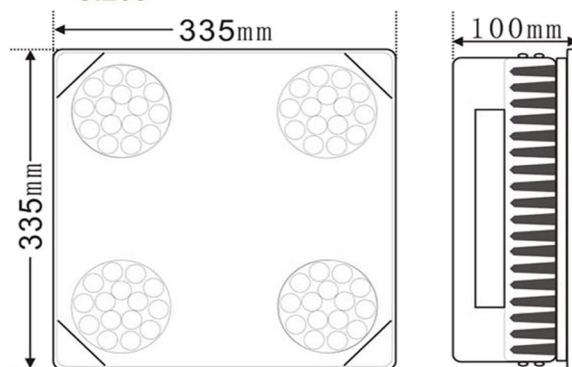
Specification

Model	Gas Station 60w
Power	60w
Luminous Flux	6060 lm
Input Voltage	AC90-305V 50/60Hz
Color Temperature	3000-8000K
CRI	82Ra
LED Efficiency	>101lm/w
IP Rating	IP65
Lamp Size	335*335*100mm
Lamp Weight	7.5kg

Lighting distribution chart




Sizes



High Bright
Single Bridgelux Chip



IP67 Meanwell Driver



Wide Range Heat Sink



180 Degree
Adjustable Bracket



Vapor Vacuum

